



NEW

Power Supply Systems Combined Arresters, Class B



DEHNventil® TNC / ... TNS / ... TT Multi-pole combined arrester

For integrating power lines in lightning equipotential bonding systems. For the installation within the lightning protection zones concept at the boundaries $O_A - 2$.

For the protection of l.v. consumers' installations against overvoltages, even in case of direct lightning strikes. It can be used for the protection of installations and equipment of categories I to IV in accordance with DIN VDE 0110-1:1997-04.

Tested with lightning impulse currents (10/350) in accordance with DIN V ENV 61024-1 (VDE V 0185 Part 100), DIN VDE 0185 Part 103. Surge arresters, Class B, in accordance with E DIN VDE 0675-6:1989-11, -6/A1:1996-03 and -6/A2:1996-10.

- Encapsulated, non-exhausting creepage discharge spark gap,
- Provides patented RADAX-Flow-Technology for the limitation and extinction of follow currents
- Energy-coordinated with surge arresters, Class C and D of the Red / Line product group without any additional decoupling coils as well as directly with terminals of overvoltage category I with $U_N = 230$ V ac,
- Low voltage protection level,
- Complete unit, ready for connection in the most common networks,
- Provides double terminals for all wires as well as output-side multifunctional terminals for wires and busbars,
- Optional remote signalization can be made via terminals,
- Integrated indication of operating voltage.

Versions:

- DV TNC 255:** Complete circuit for TN-C-Systems
- DV TNS 255:** Complete circuit for TN(C)-S-Systems
- DV TT 255:** Complete circuit for TT-Systems
- DV 2P TN 255:** Two-pole circuit for TN-Systems
- DV 2P TT 255:** Two-pole circuit for TT-Systems

For details on the application, please see installation instructions Nos. 1385 (DV TNC), 1386 (DV TNS), 1384 (DV TT), 1409 (DV 2P TN) and 1410 (DV 2P TT).

DEHNventil® TNC / ... TNS / ... TT

| Type | Version | Part No. |
|--------------|--------------------|----------|
| DV TNC 255 | 3-pole for TN-C | 900 373 |
| DV TNS 255 | 4-pole for TN(C)-S | 900 374 |
| DV TT 255 | 4-pole for TT | 900 375 |
| DV 2P TN 255 | 2-pole for TN | 900 371 |
| DV 2P TT 255 | 2-pole for TT | 900 370 |

DEHNventil TNC



DEHNventil TNS



DEHNventil TT



DEHNventil 2P TN



DEHNventil 2P TT





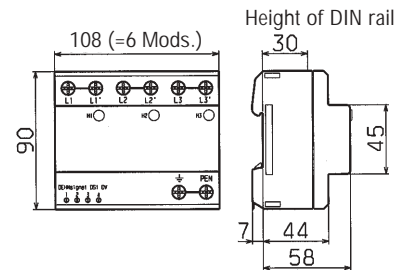
NEW

Power Supply Systems Combined Arresters, Class B

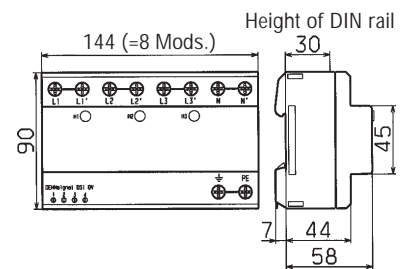


| Technical Data: | | | | | | |
|---|-------------|---|-----------|-----------|----------|----------|
| DV ... 255 | | TNC | TNS | TT | 2P TN | 2P TT |
| Tested in accordance with | | E DIN VDE 0675-6:1989-11, -6/A1:1996-03 and -6/A2:1996-10 | | | | |
| Class | | B | | | | |
| Rated voltage (max. continuous operating voltage) | U_c | 255 V / 50 Hz | | | | |
| Follow current ext. capability at U_c | I_f | 25 kA _{rms} | | | | |
| Follow current limitation | | No tripping of 32 A gL/gG backup fuses at 25 kA _{rms} (prosp.) | | | | |
| Lightning impulse current(10/350) | I_{imp} | 25/75 kA | 25/100 kA | 25/100 kA | 25/50 kA | 25/50 kA |
| Voltage protection level Residual voltage at I_{imp} Impulse sparkover voltage 1.2/50 | U_p | ≤ 1.5 kV ≤ 1.5 kV | | | | |
| Response time | t_A | ≤ 100 ns | | | | |
| Backup fuse (only required, if not already provided in mains) | | 315 A gL/gG Parallel connection (L) 125 A gL/gG Interconnection (L-L') | | | | |
| Short circuit withstand capability with max. backup fuse | | 25 kA _{rms} | | | | |
| Operating temperature range | ϑ | -40° C ... +60° C | | | | |
| Conductor size | | min. 10 mm ² solid / flexible, max. 50 mm ² stranded / 35 mm ² flexible (L1, L2, L3, (N), PE (N)) (L, N, PE) max. 35 mm ² stranded / 25 mm ² flexible (L1', L2', L3', (N)', $\underline{\underline{\perp}}$) (L', N', $\underline{\underline{\perp}}$) | | | | |
| Mounting on | | 35 mm DIN rail in accordance with EN 50022 | | | | |
| Housing material | | red thermoplastic, UL 94-V0 | | | | |
| Degree of protection | | IP 20 | | | | |
| Dimension | | 6 Mods. | 8 Mods. | 8 Mods. | 6 Mods. | 8 Mods. |
| | | DIN 43880 | | | | |

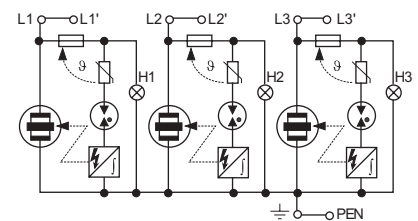
Dimensional drawing DEHNventil
DV TNC 255 / DV 2P TN



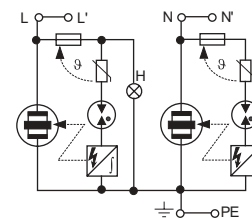
Dimensional drawing DEHNventil
DV TNS 255 / DV TT 255 / DV 2P TT 255



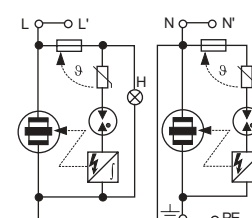
Basic circuit diagram DV TNC 255



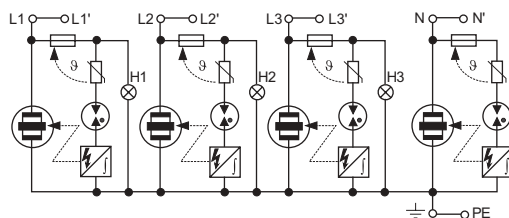
Basic circuit diagram DV 2P TN 255



Basic circuit diagram DV 2P TT 255



Basic circuit diagram DV TNS 255



Basic circuit diagram DV TT 255

